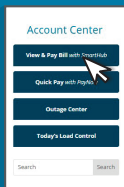
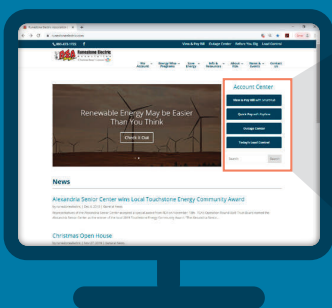
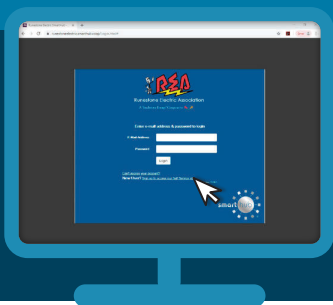


3 Easy Steps to Sign up for SmartHub



Step 1:

Go to runestoneelectric.com and click on the "View & Pay Bill with SmartHub" under Account Center



Step 2:

On the SmartHub login page, you will click on "Sign up to access our Self Service site" located right next to "New User?"



Step 3:

Fill in the required information and click submit.

HELPFUL HINT!

You will need your REA account number and an email address to create an account

Need your account number?

No problem! Your account number is located on the bottom portion of your bill OR feel free to call REA at 800-473-1722.

What can you do with SmartHub?



You Can...

- » Make a payment
- » View your current bill and pay bills
- » View your energy usage
- » Analyze your past and current usage
- » Utilize tools to help you conserve energy
- » **Go Paperless!**
- » Sign up for REA's AutoPay Plan

Registration is Quick & Easy

All you need is:

- » REA Account Number
- » Internet Access
- » Email Address

*Instructions are on the reverse side of this flyer.
Visit www.runestoneelectric.com to begin.*

For More Information:

320-762-1121 Toll-Free: 800-473-1722
rea@runestoneelectric.com
www.runestoneelectric.com



Runestone Electric
ASSOCIATION
A Touchstone Energy® Cooperative 

6839 Power Lane SW, Alexandria, MN 56308